

Warewashing Small Single Skin Glasswasher and rinse aid dispenser, 30b/h

ITEM # _____

MODEL # _____

NAME # _____

SIS # _____

AIA # _____



402293 (ZS)

 Glasswasher (small), with
single skin and rinse aid
dispenser, 1 cycle, 30b/h

Short Form Specification

Item No. _____

Unit shall be Glasswasher type hot water rinsing using rack dimension of 400*400mm. Electrical characteristics to be 230 volts single phase 50Hz operation with one wash cycle of 120 seconds. Washing performance is ensured by a powerful wash pump and revolving washing spray arm on bottom. Upper rinsing and lower integrated washing & rinsing arms in composite material. Rinse temperature and pressure guaranteed by built in pressure boiler. Double skinned counter-balance door. Large door opening of 290mm for washing tall glasses. Single skinned cabinet. Welded washing tank with round corners. 304 stainless steel construction to include door & frame. The unit shall include rinse aid dispenser pump is equipped with electric cable with Schuko plug.

Main Features

- Maximum capacity of 30 racks per hour.
- Equipped with single phase electrical cable and Schuko plug for easy and fast installation.
- Easy service access to main components without moving the unit.
- Built-in rinse aid dispenser with automatic initial and continuous cycle loading for perfect result while minimizing service and maintenance needs.
- 120 seconds cycle.
- Built-in pressure boiler designed to raise incoming water to a guaranteed minimum temperature of 82°C for sanitizing rinse. No external boiler is required.
- Washing system endowed with rotating washing arms, high powered wash pump and large capacity wash tank for professional washing.
- Welded wash tank, sloped towards the drain, provides fast drainage in only a few minutes and guarantee a water tight solution.

Construction

- Completely closed on the back by a cover plate.
- Internal components (arms and filter) are easy extractable.
- Unit to feature rinse aid dispenser pump.
- Robust structure thanks to stainless steel construction.

Sustainability

- Insulated double skin door construction preserves heat inside the tank to lower energy consumption and the noise. Counter-balance mechanism minimizes impact when opening and closing.
- Finished in top quality materials to ensure durability.
- Simple operation control panel.

Included Accessories

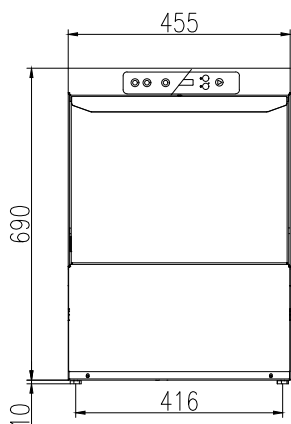
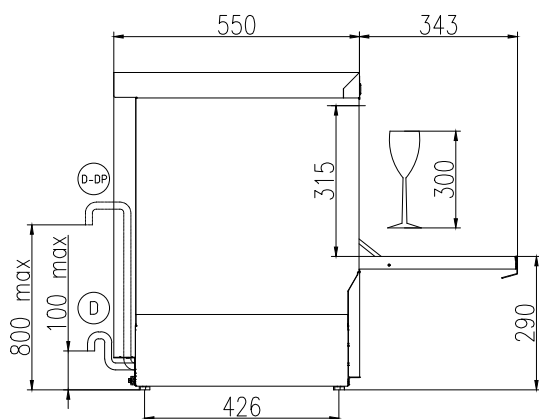
- 1 of Square basket for glasses 400x400x150mm PNC 864470
- 1 of Insert for 12 saucers, 290x90x75mm PNC 867048
- 1 of Square cutlery container, 89x113x113mm PNC 867049

Optional Accessories

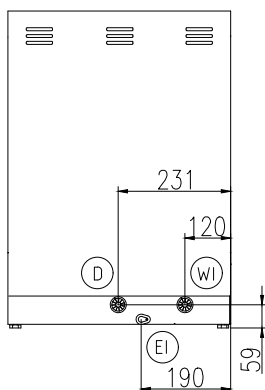
- Square basket for plates, 400x400x110mm PNC 867039 ☐
- Inclination insert for glasses, 400x400mm PNC 867044 ☐
- Round basket for glasses, 400x180mm PNC 867047 ☐
- Inclination insert for glasses 400x400 mm PNC 867069 ☐
- Kit detergent dispenser for single skin XS and single skin S glasswasher PNC 867072 ☐

APPROVAL: _____

Warewashing Small Single Skin Glasswasher and rinse aid dispenser, 30b/h

Front

Side


- CW11** = Cold Water inlet 1 (cleaning)
D = Drain
EI = Electrical inlet (power)
EO = Electrical Outlet
WI = Water inlet
XR = Rinse aid connection

Rear side


Electric

Supply voltage:	
402293 (ZS)	220-240 V/1 ph/50 Hz
Default Installed Power:	2.7 kW
Boiler heating elements:	2.7 kW
Tank heating elements:	2.4 kW
Wash pump size:	0.2 kW

Water:

Pressure, bar min/max:	2-5 bar
Water supply temperature*:	10-50 °C
Drain line size:	29mm
Washing tank capacity (lt):	12
Water consumption per cycle (lt):	/ 2
Boiler Capacity (lt):	3
Incoming water line size:	3/4"

Key Information:

Baskets per hour (fast*/glasses*/multipurpose&cups/intensive*/MyEco):	30 / 0 / / /
Working cycles time (sec.):	120 / / / /
Wash temperature:	60°C
Cell dimensions - width:	405 mm
Cell dimensions - depth:	437 mm
Cell dimensions - height:	315 mm
Rinse temperature:	85 °C
External dimensions, Width:	455 mm
External dimensions, Depth:	550 mm
External dimensions, Height:	700 mm
Net weight:	36.5 kg
Shipping weight:	42 kg
Shipping height:	850 mm
Shipping width:	540 mm
Shipping depth:	630 mm
Shipping volume:	0.29 m³

Sustainability

Noise level:	61 dBA
--------------	--------